



MEMO

TO: Pablo Arroyave, Chief Operating Officer
FROM: Raymond Tarka, Director of Finance
Darlene Neves, Accounting Supervisor
SUBJECT: FY24 O&M Budget to Actual Report Through January 31,2024
DATES: 03.04.24 FAC and 03.07.24 BOD

2023 Water Year (FY 3/1/23-2/28/24 attachment 1

Self-Funding actual expenses (paid and pending) for SLDMWA Routine O&M through December 31, 2023 are over budget by \$2,505,032. This unfavorable variance is the result of unbudgeted DWR conveyance charges for DCI activity of \$3,318,505. O&M expenditures are below budget, and favorable variances totaling \$710,892 are offsetting these overages to arrive at the net amount. Staff has included DWR wheeling charges as an anticipated expense in the next budget cycle.

Outstanding

2022 Water Year (FY 3/1/22-2/28/23)

WY22 Final Accounting is in progress.

Intertie O&M Cost Recovery

WY12 to WY20 Intertie True-Up: outstanding, no cost recovery. Refunds were sent out in November, 2021.

Audited Financial Statements FY2023

FY2023 Audit is underway and staff is working to provide the auditors with all necessary information for a timely audit.

2024 Water Year (FY 3/1/24-2/28/25)

Approved O&M Water Rates for WY24 have been published and shared with members.



San Luis & Delta Mendota-Water Authority
03.04.24 FAC and 03.07.24 BOD

ANNUAL R, O&M BUDGET BY COST POOLS MARCH 1, 2023 - FEBRUARY 28, 2024

	Total	UPPER	Intertie	Volta Wells	LWR/POOL	O'NEILL O&M		
						DIRECT	STORAGE	SL DRAIN
DMC	\$ 7,767,002	\$ 4,686,609			\$ 3,080,393			
JPP	\$ 5,489,363	\$ 5,489,363						
WW	\$ 204,730	\$ 153,547			\$ 51,183			
Intertie O&M / DWR Conveyance	\$ 270,805		\$ 270,805					
Volta Wells	\$ 69,935			\$ 69,935				
Mendota Pool	\$ 195,462				\$ 195,462			
O'Neill	\$ 3,205,351					\$ 3,121,219	\$ 84,131.90	
SL Drain	\$ 245,213							\$ 245,213
Total	\$ 17,447,862	\$ 10,329,520	\$ 270,805	\$ 69,935	\$ 3,327,039	\$ 3,121,219	\$ 84,132	\$ 245,213

R, O&M BUDGET BY COST POOLS THROUGH: JANUARY 31, 2024
91.67%

	Total	UPPER	Intertie	Volta Wells	LWR	O'NEILL O&M		
						DIRECT	STORAGE	SL DRAIN
DMC	\$ 7,119,752	\$ 4,296,059			\$ 2,823,694			
JPP	\$ 5,031,916	\$ 5,031,916						
WW	\$ 187,669	\$ 140,752			\$ 46,917			
Intertie O&M / DWR Conveyance	\$ 248,238		\$ 248,238					
Volta Wells	\$ 64,107			\$ 64,107				
Mendota Pool	\$ 179,173				\$ 179,173			
O'Neill	\$ 2,938,238					\$ 2,861,117	\$ 77,121	
SL Drain	\$ 224,779							\$ 224,779
Total	\$ 15,993,873	\$ 9,468,727	\$ 248,238	\$ 64,107	\$ 3,049,784	\$ 2,861,117	\$ 77,121	\$ 224,779

R, O&M Actual COSTS BY COST POOLS THROUGH: JANUARY 31, 2024

	Total	UPPER	Intertie	Volta Wells	LWR	O'NEILL O&M		
						DIRECT	STORAGE	SL DRAIN
DMC	\$ 7,459,624	\$ 4,501,137			\$ 2,958,487			
JPP	\$ 4,127,693	\$ 4,127,693						
WW	\$ 84,432	\$ 63,324			\$ 21,108			
Intertie O&M / DWR Conveyance	\$ 3,566,743		\$ 3,566,743					
Volta Wells	\$ 16,768			\$ 16,768				
Mendota Pool	\$ 142,854				\$ 142,854			
O'Neill	\$ 2,978,593					\$ 2,900,413	\$ 78,180	
SL Drain	\$ 122,198							\$ 122,198
Total	\$ 18,498,905	\$ 8,692,154	\$ 3,566,743	\$ 16,768	\$ 3,122,449	\$ 2,900,413	\$ 78,180	\$ 122,198

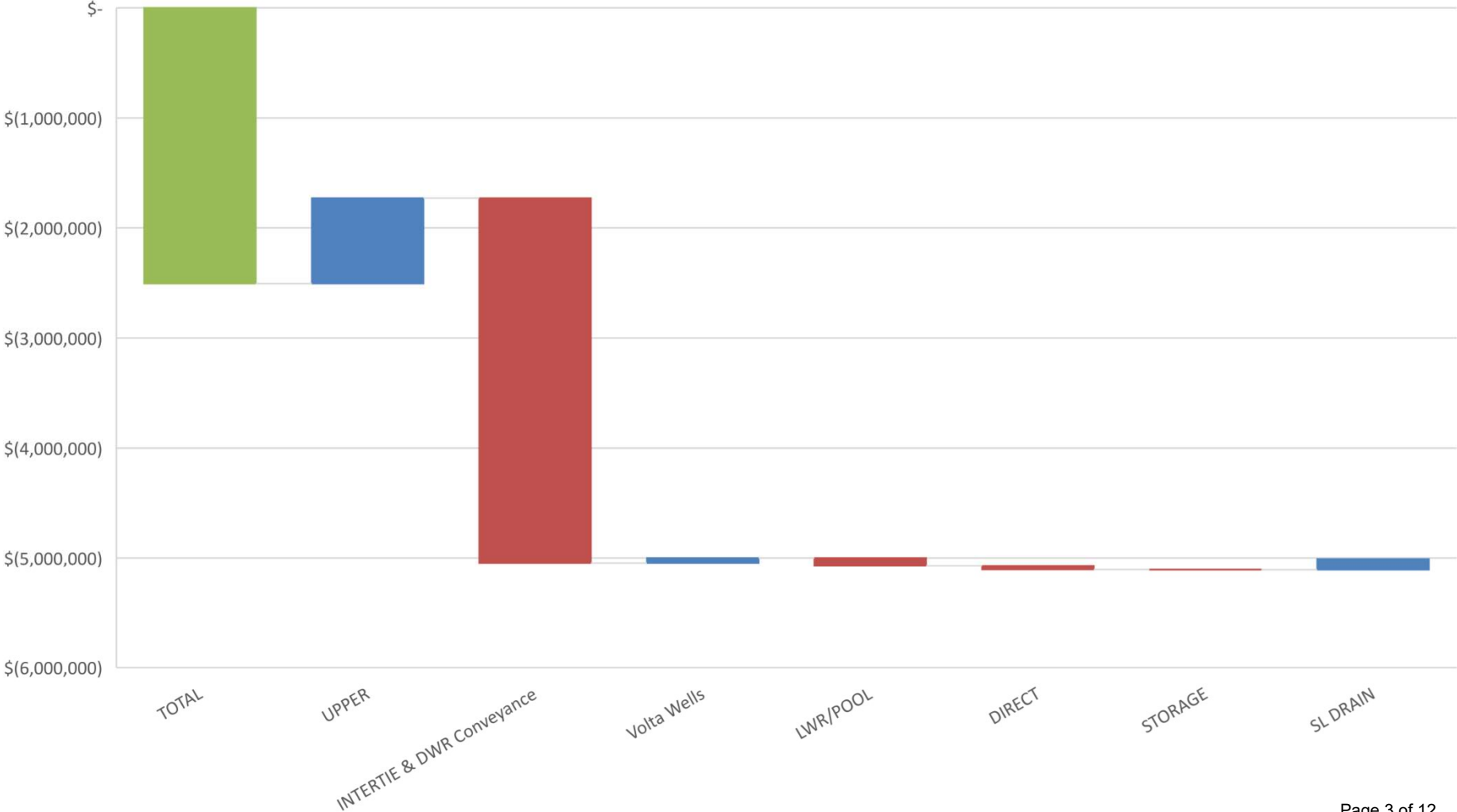
R, O&M BUDGET vs Actual COSTS THROUGH: JANUARY 31, 2024

	TOTAL	UPPER	INTERTIE & DWR		LWR/POOL	O'NEILL O&M		
			Conveyance	Volta Wells		DIRECT	STORAGE	SL DRAIN
R, O&M Budget	\$ 15,993,873	\$ 9,468,727	\$ 248,238	\$ 64,107	\$ 3,049,784	\$ 2,861,117	\$ 77,121	\$ 224,779
R, O&M Actual	\$ 18,498,905	\$ 8,692,154	\$ 3,566,743	\$ 16,768	\$ 3,122,449	\$ 2,900,413	\$ 78,180	\$ 122,198
Difference	\$ (2,505,032)	\$ 776,573	\$ (3,318,505)	\$ 47,339	\$ (72,664)	\$ (39,296)	\$ (1,059)	\$ 102,581
	OVER	UNDER	OVER	UNDER	OVER	OVER	OVER	UNDER
	-15.662446%	OVER BUDGET						



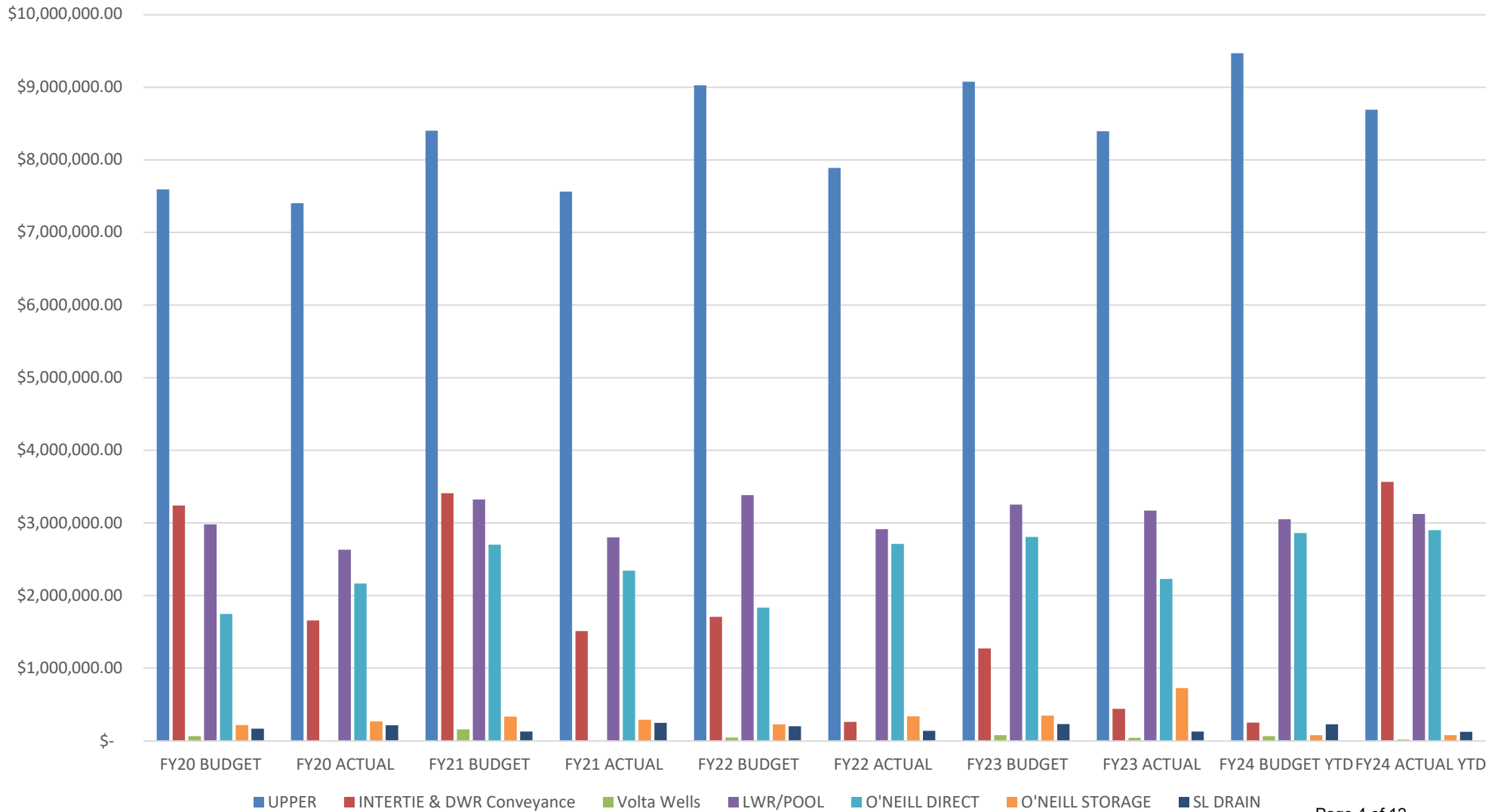
San Luis & Delta Mendota Water Authority
FY24 Budget to Actual Report through January 31, 2024
BUDGET VARIANCES
FAC 03/04/2024 BOD 03/07/2024

■ Increase ■ Decrease ■ Total



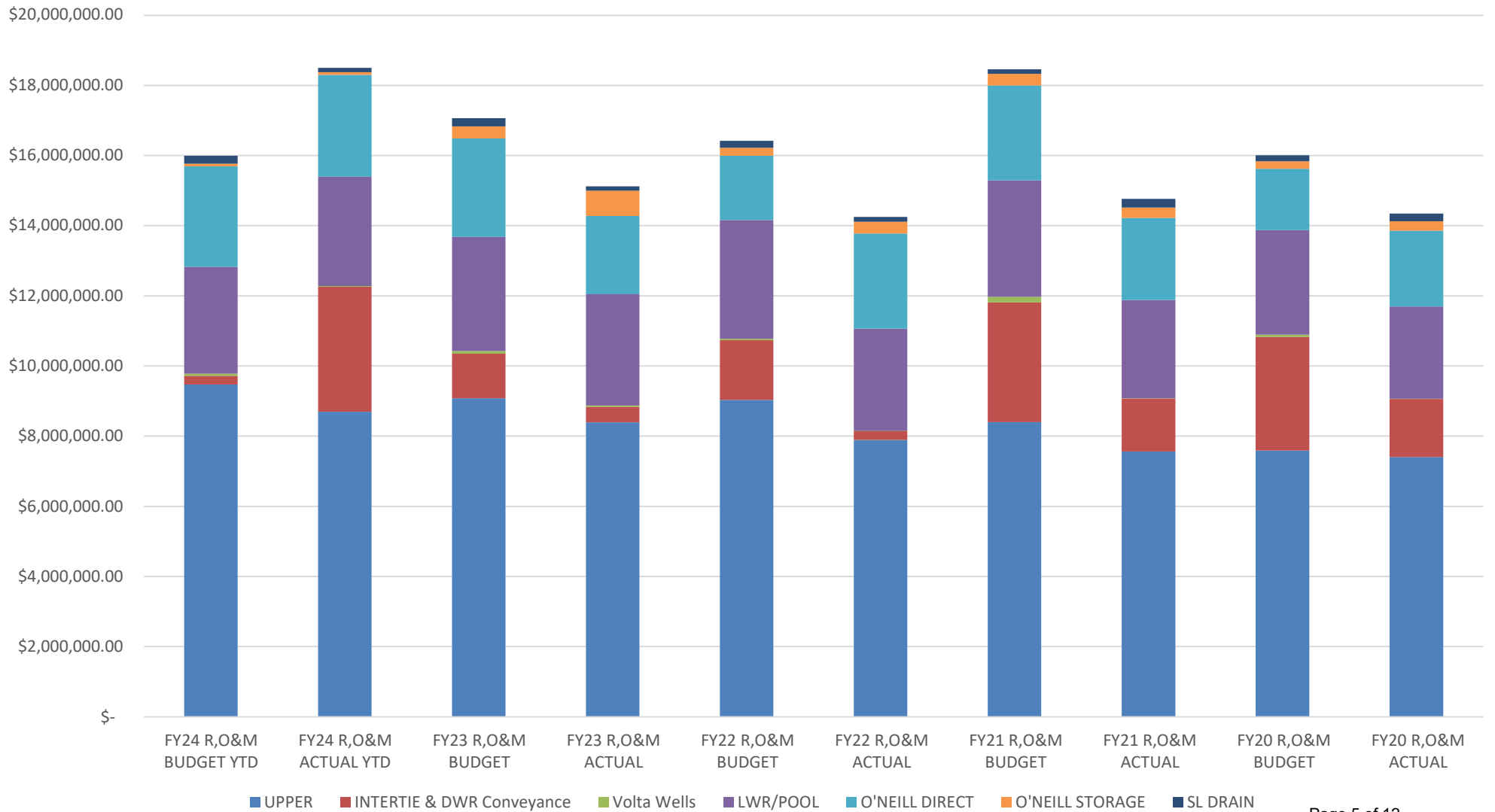


San Luis and Delta-Mendota Water Authority
O&M Budget to Actual
FY20-FY24 YTD (01/31/2024)
FAC 03/04/2024 BOD 03/07/2024



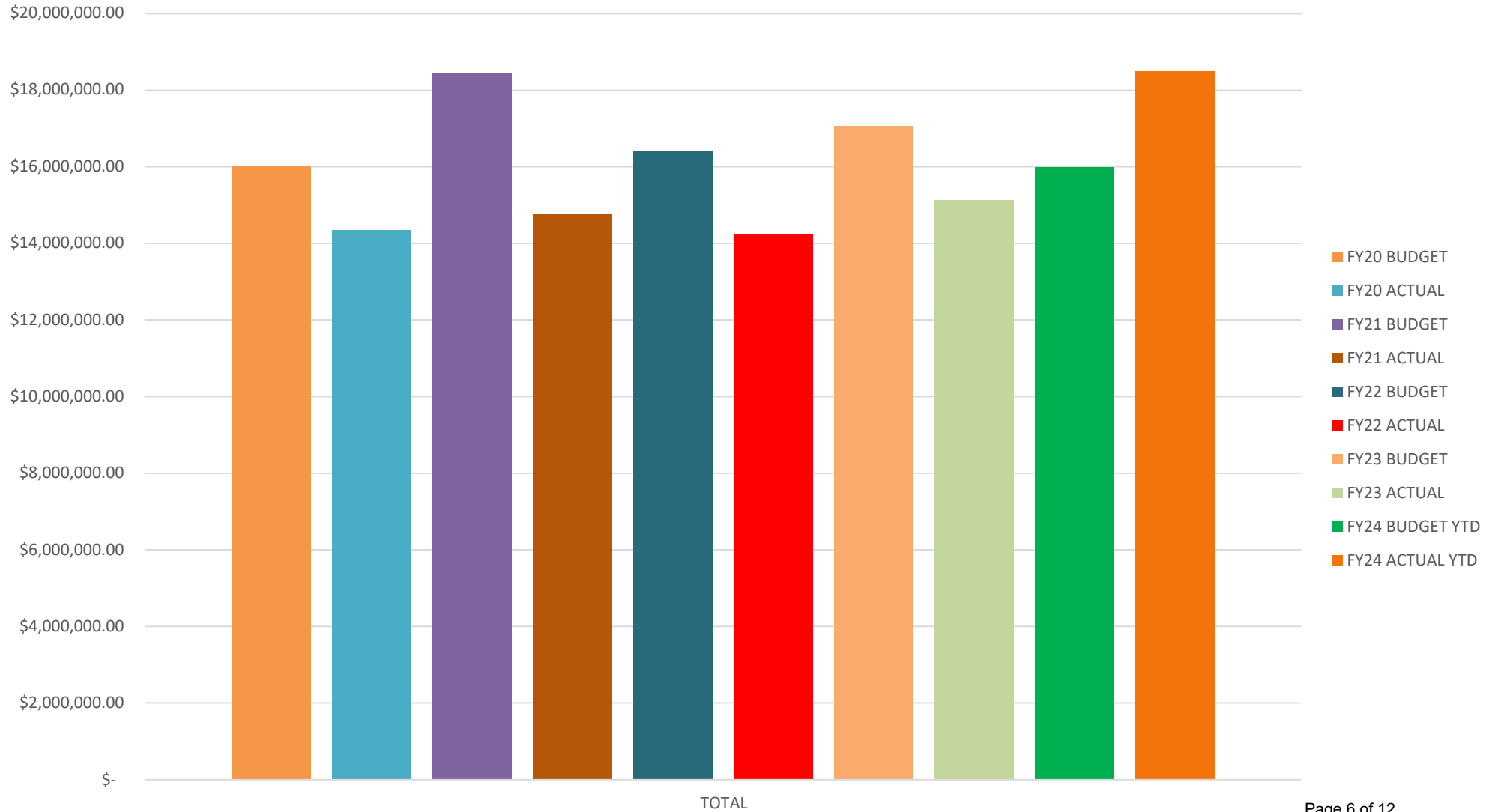


**San Luis and Delta-Mendota Water Authority
O&M Budget to Actual
FY20-FY24 YTD (01/31/2024)
FAC 03/04/2024 BOD 03/07/2024**





San Luis and Delta-Mendota Water Authority
HISTORICAL O&M BUDGET TO ACTUAL TOTAL
FY20-FY24 YTD (01/31/2024)
FAC 03/04/2024 BOD 03/07/2024



San Luis & Delta-Mendota Water Authority
DMC without CIP / E O&M
Budget to Actual Paid/Pending Comparison Summary
March 1, 2023 through January 31, 2024
FAC 3/04/24 & BOD 3/07/24

		FY Budget 3/1/23 - 2/29/24		Actual To Date Paid/Pending		% of Budget	Notes	Budget Amount Remaining
Operate & Maintain DMC	S/F 02	5,407,539		5,139,992		95.05%		267,547
Operate & Maintain Wasteways	S/F 04	133,829		53,618		40.06%		80,211
Mendota Pool	S/F 05	127,829		130,714		102.26%		(2,885)
Operate & Maintain JPP	S/F 11	3,532,461		2,732,584		77.36%		799,877
Intertie Maintenance	S/F 12	183,548	A	270,602		147.43%		(87,054)
Volta Wells Pumping	S/F 13	46,381		12,187		26.27%		34,194
Operate & Maintain O'Neill	S/F 19	2,118,671		2,015,093		95.11%		103,578
Maintain Tracy Fish Facility	USBR 30	36,347		384,242		1057.16%		(347,895)
Operate & Maintain San Luis Drain	S/F 41	160,495		78,485		48.90%		82,010
Maintain Delta Cross Channel	USBR 44	38,500		11,261		29.25%		27,239
Safety Equipment Training	50	322,300		17,965		5.57%		304,334
IT Expense	51	774,335		540,323		69.78%		234,012
Warehousing	52	236,695		98,480		41.61%		138,216
Tracy Field Office Expense	54	624,985		633,740		101.40%		(8,756)
Direct Administrative/General Expense	56	1,154,281		1,594,418		138.13%		(440,137)
Indirect O & M LBAO Admin.	58	2,633,617		2,260,851		85.85%		372,766
TOTAL		17,531,812		15,974,555		91.12%		1,557,257
Total from Self-Funding - page 2		17,447,862		15,350,507		87.98%		2,097,355
Total from USBR - page 3		83,950		524,349		624.60%		(440,399)
Total from Special Projects - page 4		-		99,699				(99,699)
Totals		17,531,812		15,974,555				1,557,257
YTD %				91.67%				

A. Does NOT include DWR Wheeling

San Luis & Delta-Mendota Water Authority

Self-Funding Portion of DMC

Budget to Actual Paid/Pending Comparison Summary

March 1, 2023 through January 31, 2024

FAC 3/04/24 & BOD 3/07/24

		FY Budget 3/1/23 - 2/29/24		Actual To Date Paid/Pending	% of Budget	Budget Amount Remaining
Operate & Maintain DMC	02	5,407,539		5,139,992	95.05%	267,547
Operate & Maintain Wasteways	04	133,829		53,618	40.06%	80,211
Mendota Pool	05	127,829		130,714	102.26%	(2,885)
Operate & Maintain JPP	11	3,532,461		2,732,584	77.36%	799,877
Intertie Maintenance	12	183,548	A	270,602	147.43%	(87,054)
Volta Wells Pumping	13	46,381		12,187	26.27%	34,194
Operate & Maintain O'Neill	19	2,118,671		2,015,093	95.11%	103,578
Operate & Maintain San Luis Drain	41	160,495		78,485	48.90%	82,010
Total Direct O & M		11,710,753		10,433,275	89.09%	1,277,478
Safety Equipment Training	50	321,789		17,167	5.34%	304,622
IT Expense	51	773,108		516,325	66.79%	256,783
Warehousing	52	236,320		94,106	39.82%	142,215
Tracy Field Office Expense	54	623,995		605,594	97.05%	18,401
Direct Administrative/General Expense	56	1,152,452		1,523,603	132.21%	(371,151)
Indirect O & M LBAO Admin.	58	2,629,444		2,160,437	82.16%	469,007
Total Indirect Allocated to O & M		5,737,109		4,917,232	85.71%	819,877
Total SLDMWA O&M		17,447,862		15,350,507	87.98%	2,097,355

A. Does NOT include DWR Wheeling

San Luis & Delta-Mendota Water Authority

USBR Service Agreement portion of DMC

Budget to Actual Paid/Pending Comparison Summary

March 1, 2023 through January 31, 2024

FAC 3/04/24 & BOD 3/07/24

	FY Budget 3/1/23 - 2/29/24	Actual To Date Paid/Pending	% of Budget	Budget Amount Remaining
Maintain Tracy Fish Facility 30	36,347	384,242	1057.16%	(347,895)
Maintain Delta Cross Channel 44	38,500	11,261	29.25%	27,239
Total Direct USBR Facilities	74,847	395,503	528.42%	(320,656)
Safety Equipment Training 50	511	450	88.10%	61
IT Expense 51	1,227	13,529	1102.89%	(12,303)
Warehousing 52	375	2,466	657.60%	(2,091)
Tracy Field Office Expense 54	990	15,868	1602.70%	(14,878)
Direct Administrative/General Expense 56	1,829	39,923	2183.23%	(38,094)
Indirect O & M LBAO Admin. 58	4,172	56,610	1356.84%	(52,438)
Total Indirect Allocated USBR Facilities	9,103	128,846	1415.40%	(119,743)
TOTAL USBR FACILITIES	83,950	524,349	624.60%	(440,399)

San Luis & Delta-Mendota Water Authority

DMC Indirect Cost Allocated to Special Projects

March 1, 2023 through January 31, 2024

FAC 3/04/24 & BOD 3/07/24

			Allocated To Date	
Safety Equipment Training	50		348	
IT Expense	51		10,469	
Warehousing	52		1,908	
Tracy Field Office Expense	54		12,278	
Direct Administrative/General Expense	56		30,892	
Indirect O & M LBAO Admin.	58		43,804	
Total Indirect Allocated to SPECIAL PROJECTS			99,699	
TOTAL INDIRECT ALLOCATED TO SPECIAL PROJECTS			99,699	

San Luis & Delta-Mendota Water Authority
DMC WITH CIP / E O & M
Budget to Actual Paid/Pending Comparison Summary
March 1, 2023 through January 31, 2024
 FAC 3/04/24 & BOD 3/07/24

		FY Budget 3/1/23 - 2/29/24	Actual To Date Paid/Pending	% of Budget	Notes	Budget Amount Remaining
Capital Improvement Projects	CIP 25	2,297,700	5,095,311	221.76%		(2,797,611)
Extra Ordinary O&M	EO&M 26	6,198,000	5,144,733	83.01%		1,053,267
Operate & Maintain DMC	S/F 02	5,407,539	5,139,992	95.05%		267,547
Operate & Maintain Wasteways	S/F 04	133,829	53,618	40.06%		80,211
Mendota Pool	S/F 05	127,829	130,714	102.26%		(2,885)
Operate & Maintain JPP	S/F 11	3,532,461	2,732,584	77.36%		799,877
Intertie Maintenance	S/F 12	183,548	270,602	147.43%	A	(87,054)
Volta Wells Pumping	S/F 13	46,381	12,187	26.27%		34,194
Operate & Maintain O'Neill	S/F 19	2,118,671	2,015,093	95.11%		103,578
Maintain Tracy Fish Facility	USBR 30	36,347	384,242	1057.16%		(347,895)
Operate & Maintain Tracy USBR	USBR 33	-	-	0.00%		-
Operate & Maintain San Luis Drain	S/F 41	160,495	78,485	48.90%		82,010
Maintain Delta Cross Channel	USBR 44	38,500	11,261	29.25%		27,239
Safety Equipment Training	50	349,917	19,666	5.62%		330,251
IT Expense	51	840,688	591,480	70.36%		249,208
Warehousing	52	256,978	107,804	41.95%		149,174
Tracy Field Office Expense	54	678,540	693,741	102.24%		(15,201)
Direct Administrative/General Expense	56	1,253,190	1,745,375	139.27%		(492,185)
Indirect O & M LBAO Admin.	58	2,859,290	2,474,905	86.56%		384,385
TOTAL		26,519,903	26,701,793	100.69%		(181,890)
Total from Self-Funding - page 2		17,447,862	15,350,507	87.98%		2,097,355
Total from USBR - page 3		83,950	524,349	624.60%		(440,399)
Total from Special Projects - page 4		-	99,699			(99,699)
Total from EO&M		8,988,091	10,727,238	119.35%		(1,739,147)
Totals		26,519,903	26,701,793			(181,890)
		YTD %	91.67%			

A Does NOT include DWR Wheeling

San Luis & Delta-Mendota Water Authority
DMC WITH CIP / E O & M With Indirect Allocated
Budget to Actual Paid/Pending Comparison Summary
March 1, 2023 through January 31, 2024
 FAC 3/04/24 & BOD 3/07/24

		Actual Paid/Pending Expense	% Direct Labor to Total Labor	Allocated Indirect Based on Direct Labor %	Total Expense Direct & Indirect
Operate & Maintain DMC	S/F 02	5,139,992	41.18%	2,319,632	7,459,624 *
Operate & Maintain Wasteways	S/F 04	53,618	0.55%	30,814	84,432 *
Mendota Pool	S/F 05	130,714	0.21%	12,139	142,853 *
Operate & Maintain Jones Pumping Pl	S/F 11	2,732,584	24.77%	1,395,109	4,127,693 *
Intertie Maintenance	S/F 12	270,602	2.62%	147,744	418,346 *
Intertie DWR Conveyance	S/F 12	3,148,398			3,148,398 *
Volta Wells Pumping	S/F 13	12,187	0.08%	4,581	16,768 *
Operate & Maintain O'Neill	S/F 19	2,015,093	17.10%	963,500	2,978,593 *
Maintain Tracy Fish Facility	USBR 30	384,242	2.16%	121,738	505,980
Operate & Maintain San Luis Drain	S/F 41	78,485	0.78%	43,713	122,198 *
Maintain Delta Cross Channel	USBR 44	11,261	0.13%	7,108	18,369
CIP	25	5,095,311	4.19%	236,005	5,331,316
EO&M & Scada Project	26	5,144,733	4.46%	251,189	5,395,922
SPECIAL PROJECTS	XX		1.77%	99,699	99,699
				5,632,971	29,850,191
			100.00%		
Safety Equipment Training	50	19,666			
IT Expense	51	591,480			
Warehousing	52	107,804			
Tracy Field Office Expense	54	693,741			
Direct Administrative/General Expense	56	1,745,375			(10,727,238) less CIP&EO&M
Indirect O & M LBAO Admin.	58	2,474,905			(524,349) less USBR Facilities
Total Indirect to be Allocated			5,632,971		(99,699) less Special Projects
TOTAL		29,850,191			18,498,905 *SLDMWA O&M Costs
		includes intertie DWR conveyance			

26,701,793 w/o intertie DWR conveyance

15,350,507 O&M